

义务教育教科书



(三年级起点)

三年级上册

主 编 杨达复
副 主 编 马惠萍 党争胜



陕西旅游出版社

编写人员：李征娅 任军宁 方 香
孙 哲 钱西侠 蔡云芳
李义华 马金娥
装帧设计：马洪涛 李 峰
内文绘画：张力文
责任编辑：权亚平 邓思文

欢迎广大教师学生及家长在使用本套教科书的过程中提出宝贵意见，并将这些意见和建议及时反馈给我们。我们将集思广益，不断修订，使教科书日趋完善。

联系电话：×××-××××××××

电子邮箱：××××××××

义务教育教科书

英 语

(三年级起点)

三年级 上册

主 编 杨达复

副主编 马惠萍 党争胜

*

陕西旅游出版社出版

(地址：西安市曲江新区登高路1388号 邮政编码：710061)

发行

印刷

*

开本 787毫米×1092毫米 1/16 印张 5.5

2012年7月第1版 年 月第 次印刷

ISBN 978-7-5418-2819-5 (课)

定价： 元

批准文号：陕价服发[2016]125号

著作权所有·请勿擅用本书内容制作各类出版物·违者必究
凡印刷、装订质量有任何问题，请联系我社调换。

联系电话：×××-×××××××× ××××××××

前言

Hi, 同学们:

你们知道在世界上几千种语言中,哪种语言在国际交流中最常用吗?当然是英语!它和我们日常生活的关系越来越密切,对我们的学习也越来越重要。这套教材就是你们学习英语的好帮手,希望大家能喜欢它。

怎样才能学好英语呢?首先,要有兴趣。在这套教材中,我们设计了很多实用的会话、有趣的游戏活动和故事、好听的歌曲和歌谣,并配上了精美的图画。噢,对了,还有勤劳可爱的小蜜蜂们会为大家的英语学习带来更多欢乐。这些都会有利于培养大家的学习兴趣。

学好英语还要有自信心。在课堂上,要大胆开口说、动手做、大声唱,在生活中要积极地用英语与同学、家人和朋友们交流、分享。只要有信心,相信同学们就能以轻松、愉快的心情融入英语的世界。

有了兴趣和自信心,同学们还应该积极的学习态度。在本套教材中,我们提供了大量的生活情景,目的就是让同学们可以在听听、做做、说说、唱唱、玩玩、演演中认字母、学单词、说句子,然后再将所学语言积极地运用到生活中去。通过英语增进与他人的相互沟通、欣赏和理解,在“地球村”做一个具有丰富知识和创造能力的“村民”。

我们相信,同学们通过这套教材的学习一定能打下良好的英语基础,将来为我们国家的建设和发展贡献自己的力量!





Sisi



Alice



Su Nan



Kitty



Li Shan



Liu Zhaoyang



Qiqi




Wu Chen



Colin



Kevin



Miss White



Mr. Zhao

CONTENTS

Unit 1 Hello!.....	1
Unit 2 How Are You?.....	9
Unit 3 Good Morning!.....	17
Unit 4 What's This?.....	25
Revision 1	33
Unit 5 I Have a Bag	37
Unit 6 Look at My Toys!	45
Unit 7 Are These Bears?.....	53
Unit 8 What Color Is It?.....	61
Revision 2	69
Words in Each Unit	73
Vocabulary	78





Unit 1

Hello!

Part A

Let's talk



Talk in pairs**Let's play**

Listen and match 



Liu Zhaoyang



Su Nan



Colin



Wu Chen



Miss White



Kitty



Qiqi



Sisi



Alice



Kevin



Li Shan



Mr. Zhao

1 Part B

Let's learn



B b

boy



A a

apple



C c

cat



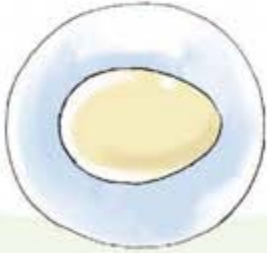
G g

girl



F f

fish



E e

egg



D d

dog

Complete and say

• Hello! I am A. A is in "apple".



_oy

A



_irl

D



_og

E

G

•• Hi! I am B. B is in "boy".

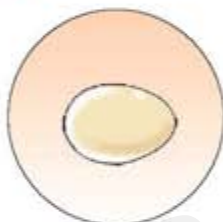


_at

C

B

F



_gg



a_pple



_ish

Let's sing



Hello, Kitty!
Hello, Kevin!
I'm Alice.
Nice to meet you.

Hello, Wu Chen!
Hello, Li Shan!
I'm Alice.
Nice to meet you.




Read a story 

1




2



3




4



Listen and number



Look and match



▶ Tick the beginning letters

							
A							
B							
C							
D	✓						
E							
F							
G							

▶ Look and talk



Unit 2

How Are You?

Part A

Let's talk

* Hello, Liu Zhaoyang!
How are you?

** I'm fine. Thank you.



*** Hello, Lin Lin.
Nice to meet you.

*** Kitty, this is Lin Lin.
Lin Lin, this is Kitty.



*** Me too!


Let's say



Let's play



 Listen and number 



2

Part B

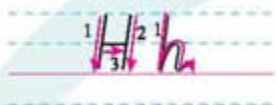
Let's learn



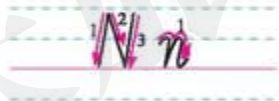
ice-cream



juice



hair



night



key

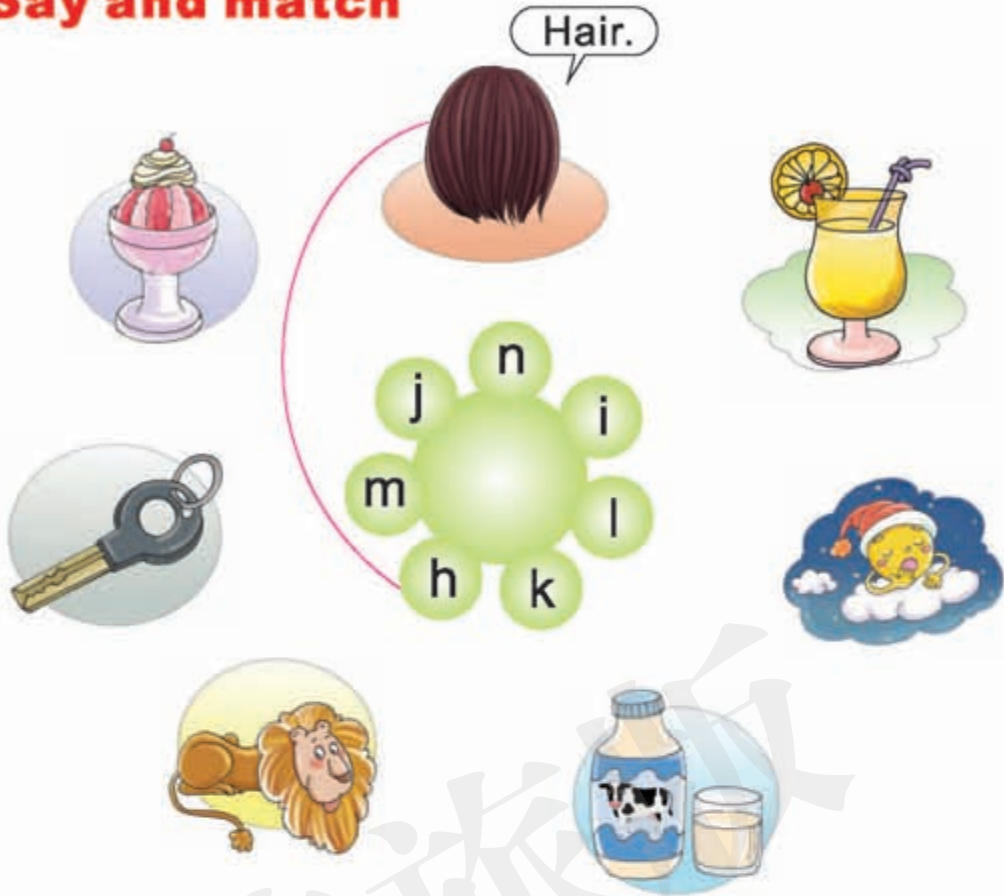


milk



lion

Say and match



Let's chant

How Are You?

Hello, hello, how are you?

I'm fine. Thank you.

How are you?

How are you?

I'm well. Thank you.



Read a story 



Read and match



Look and complete



_ey



_air



_ilk



_uice



_ce-cream



_ight

Point and say



Look, read and choose



- A. — Hello, Wu Chen!
 Nice to meet you!
 — Me too.



- B. — This is Mr. Zhao.
 — Nice to meet you, Mr. Zhao.
 — Nice to meet you, too.



- C. — Hi, I'm Kevin.
 What's your name?
 — My name is Li Shan.



- D. — Goodbye, children!
 — Bye-bye, Miss White.

Unit 3

Good Morning!

Part A

Let's talk

* Good morning, Mom!



** Good morning!

* Good afternoon, Mr. Zhao!



** Good afternoon!

* Good evening!




** Good evening!

* Good night, Dad!



** Good night!

Let's play



Read and number



1 Good morning!



Good evening!



Good night!



Good afternoon!

Look and say

* Good morning, boys and girls!



** Good morning, Miss White!

* Good afternoon, Su Nan!
How are you?



** I'm fine. Thank you.

* Good evening, Dad.
Nice to see you!



** Me too.

* Good night, dear.



** Good night, Mom.

3

Part B

Let's learn



O o

orange



P p

pear



Q q

question



T t

tiger



S s

sun



R r

rabbit

Play a game**Listen and draw**

Read a story 

1

• Good morning. I'm Cat.
What's your name?

•• Good morning. I'm Fish.

2

•• Good afternoon.

• Good afternoon, Miss Fish!

3

Goodbye, my Fish!

Listen and tick the letters



Read and color the letters



sun



night



rabbit



tiger



pear



question



orange



boy



girl

Read and match



Good morning, Colin.
Nice to meet you!

My name is Kitty.



Hello! How are you?

Me too.



Hello! I'm Miss White.
What's your name?

Good night!



Good night!

I'm fine. Thank you.



Listen and number



Unit 4

What's This?

Part A

Let's talk




Let's say 


Ask and answer

A: What's this / that?

B: It's a / an ...



Play a game



* Is that a / an ...?

** Yes, it is. / No, it isn't.

4

Part B

Let's learn



U u

umbrella



V v

vegetable



W w

water



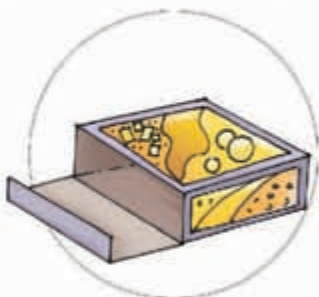
Z z

zoo



Y y

yellow



X x

box

Let's play

Type out your name on the board.



Say and complete

Y is in



_ellow

U is in



_mbrella

V is in



_egetable

Z is in



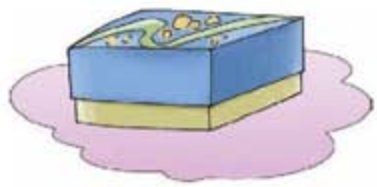
_oo

W is in



_ater

X is in



bo_

Let's sing 



I Can Say My A B C



A	B	C	D	E	F	G
(a	b	c	d	e	f	g)
H	I	J	K	L	M	N
(h	i	j	k	l	m	n)
O	P	Q	R	S	T	
(o	p	q	r	s	t)	
U	V	W	X	Y	Z	
(u	v	w	x	y	z)	
X	Y	Z				
(x	y	z)				



Now you see, I can say my A B C.



Read and color



What's missing?

B C D F G H J K L M
 N P Q R S T V W X Y Z

Listen and circle 



Look and talk



Units 1-4

Revision 1

1 Read and learn



ID



VIP



TV



CCTV



UN



PRC

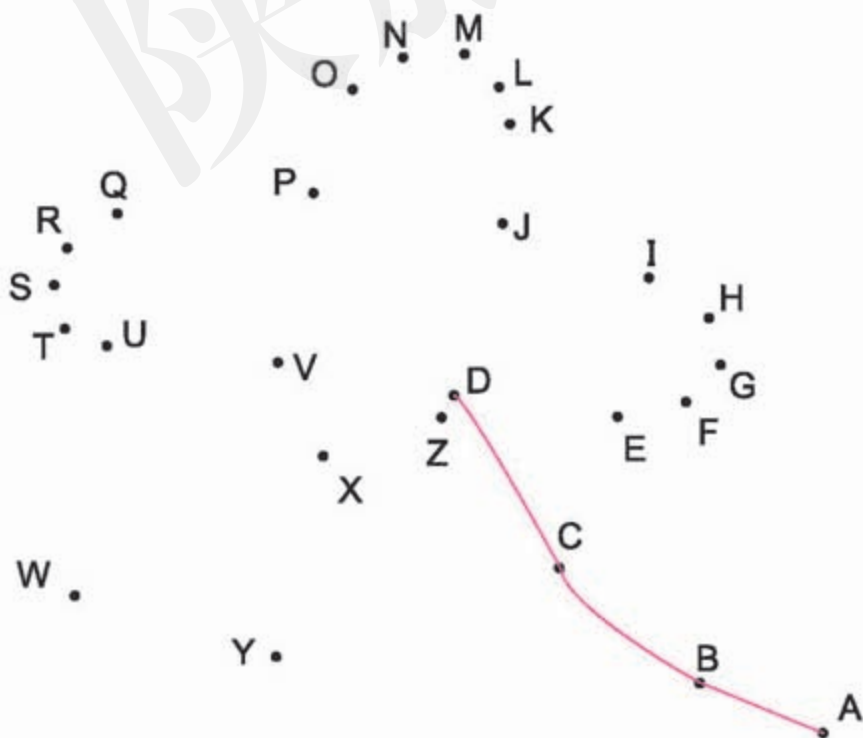


UK



USA

2 Joint the dots in order



3 Play a game

Can You Get to the Top?



4 Listen and circle



5 Find your friend and have a talk

Find a friend with the same letter. Then greet each other.

* Hi! I'm Li Ling.
What's your name?

** My name is Yu Bin.



* Hello! How are you?

** I'm fine.

* Nice to meet you.

** Nice to meet you, too.

6 Read and match

1



A. — Good morning!
— Good morning!

B. — Goodbye!
— Bye-bye!

2



C. — Good night!
— Good night!

D. — How are you?
— Fine. Thank you.

4



7 Let's chant



What's this? What's this?
Do you know? Do you know?
It's an apple. It's a pear.
Yes. Yes. I know.

What's that? What's that?
Do you know? Do you know?
It's a dog. It's a cat.
Yes. Yes. I know.

Unit 5

I Have a Bag

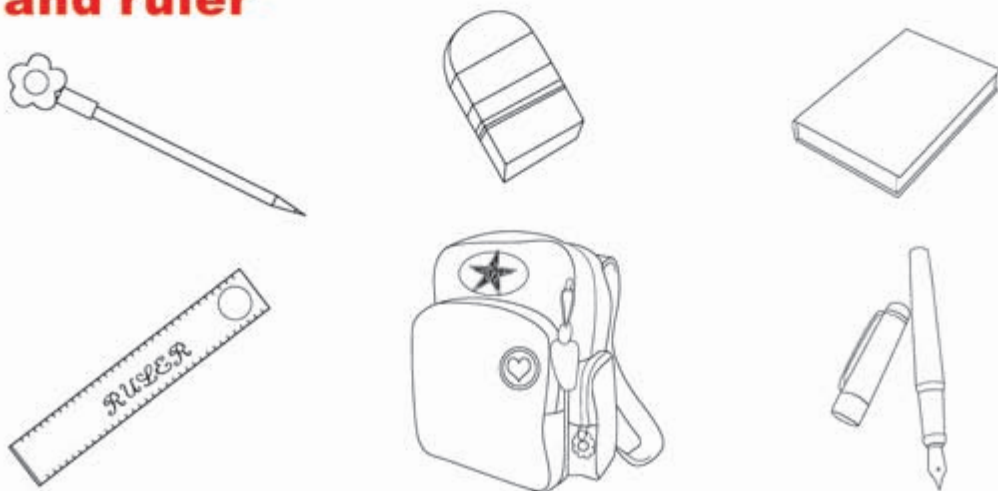


Circle and give the number

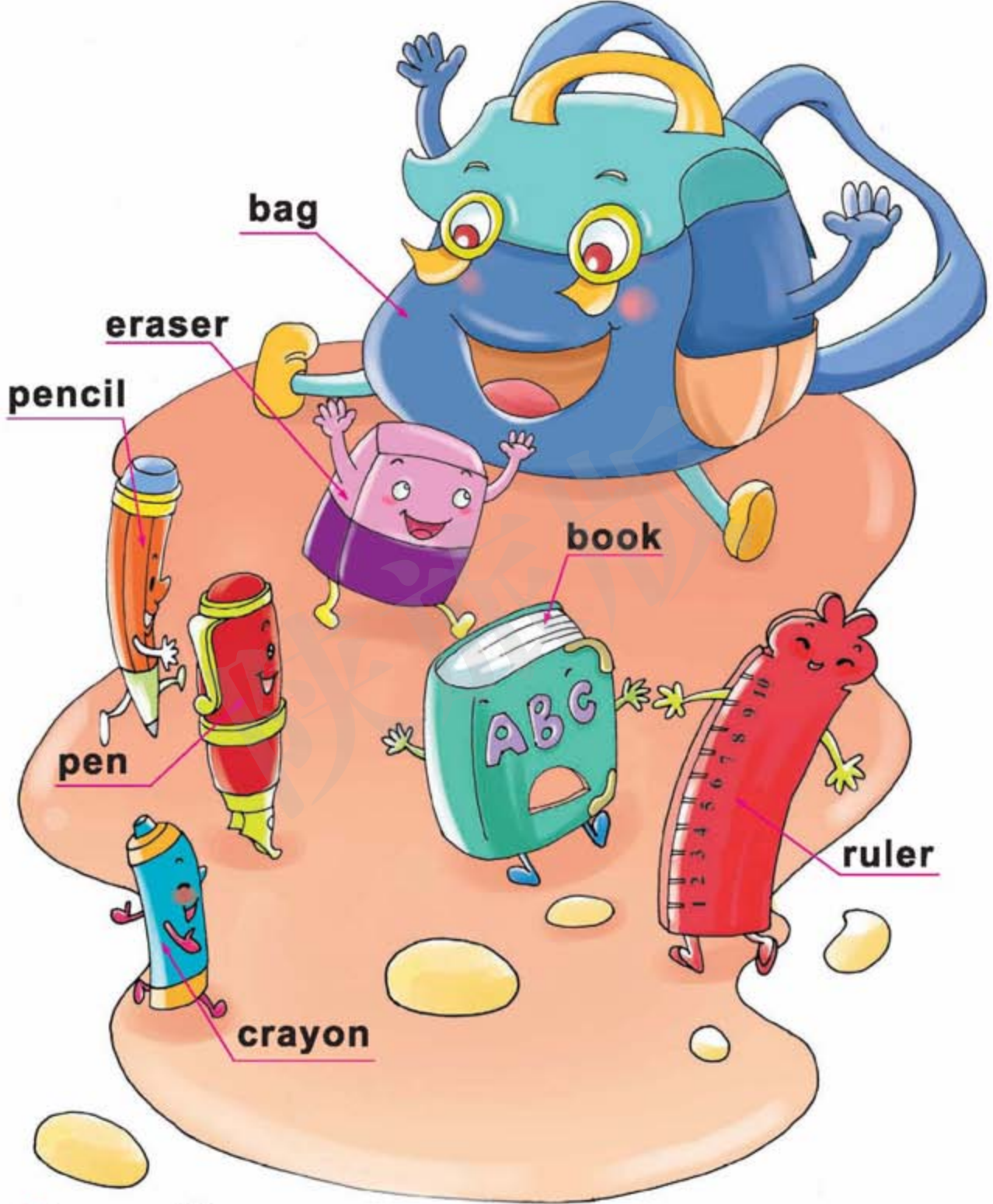
What's in your bag? How many?



Color your bag, book, pencil, eraser, pen and ruler



Let's learn 



Let's talk 

•• Yes, I do. I have a pencil, an eraser and some crayons, too.

5 Part B

Let's learn more

No, I don't.

Do you have a pen?



No, I don't.


Do you have a ruler?

I have some crayons.

What do you have?



Listen and do



Ask and answer



Read a story

1



2



3



4

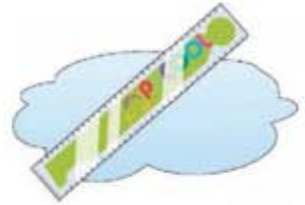


Complete and match

r_ler

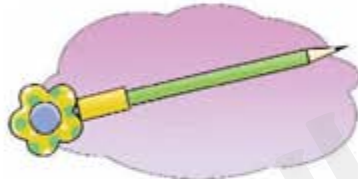
penc__

p__



er_ser

b__k



b_g

cray__

Listen and circle



Play a game



Look and answer

1. A: What do you have?

B: I have a ...



2.



A: Do you have an ...?

B: Yes, I do.

3. A: Do you have a dog?

B: No, I don't. I have a ...



Unit 6

Look at My Toys!

Part A



Ask your friends and fill in the chart

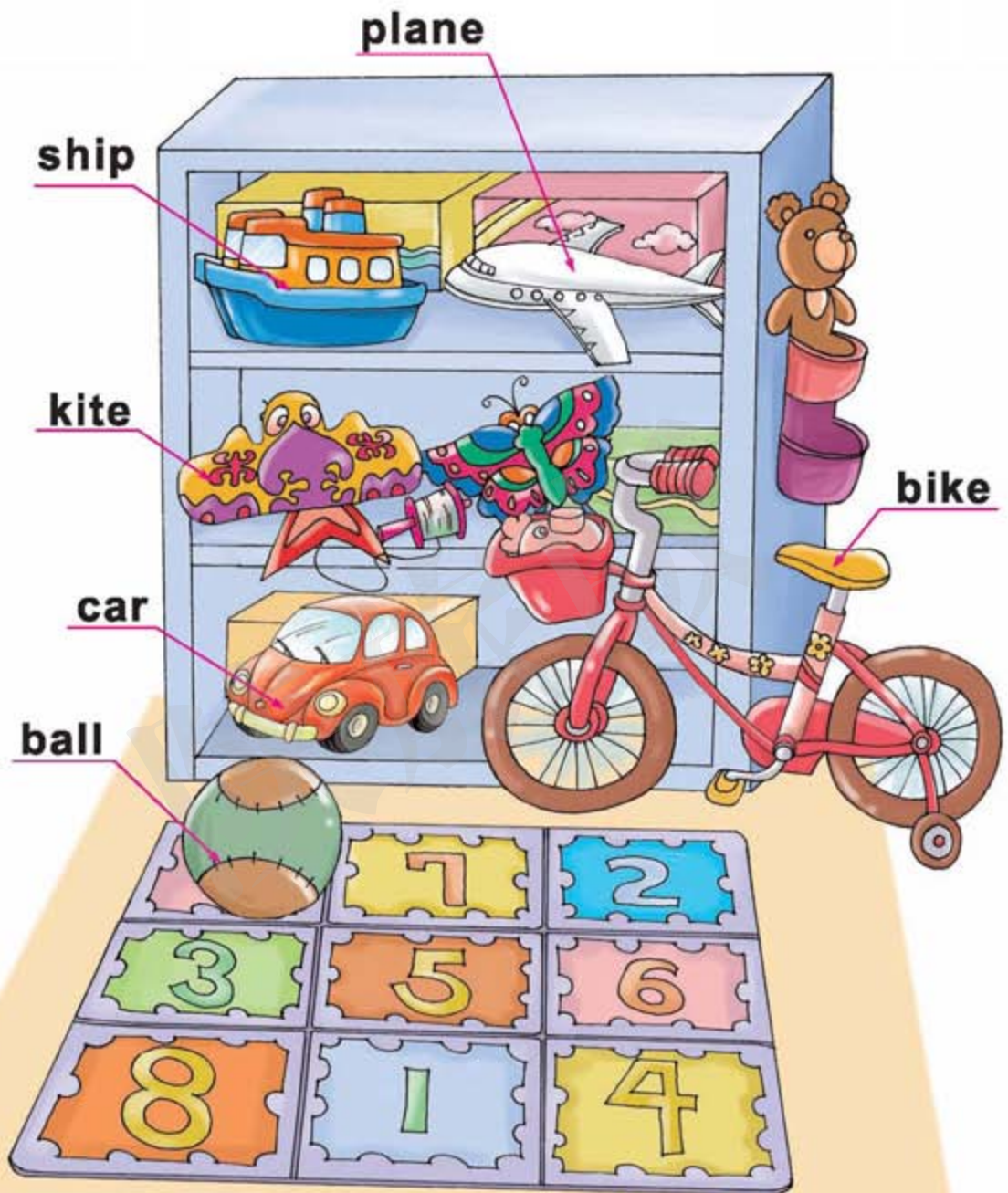
Do you have toys?

Name		
Liu Zhaoyang	✓	

Look and tick

What do you have?





Let's talk 

• Hi, Liu Zhaoyang! I have a toy.
Look! It's a car.

•• How nice!



•• They are nice, too.

•• Look at my toys, Kevin!
I have planes.



Let's learn more 

• Do you have toys?

•• Yes, I do.



•• What are these?

••• They are kites.



••• What are those?

•••• They are ships.



Point and say

Toys



bikes



ships



cars



kites



balls



planes


Ask and answer

A: What are these / those?

B: They are ...

A: Do you have ...?

B: Yes, I do. / No, I don't.



Read a story 




I have balls.



I have planes.



These are my ships.



I have many cars.




Let's play together!

Listen and match



Look and answer

1. A: Do you have apples?
B: Yes, I do.
2. A: Do you have oranges?
B: No, I don't.
3. A: Do you have eggs?
B: ...
4. A: Do you have a bike?
B: ...
5. A: Do you have kites?
B: ...
6. A: Do you have planes?
B: ...



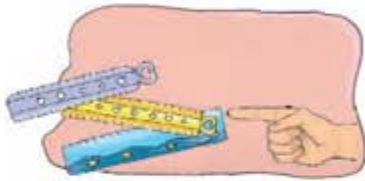
Look and choose

- A. They are crayons. B. They are pencils.
 C. They are rulers. D. It's a book.
 E. It's an eraser. F. It's a pen.

1. What's this? D



2. What are these? _____



3. What's that? _____



4. What are those? _____



Read and circle

1. I have cats. I have tigers, too.
 2. A: Do you have lions?
 B: No, I don't. I have rabbits.
 3. A: What do you have?
 B: I have fish.



Unit 7


Are These Bears?

Part A



Think and match

Where do they live?



Draw your favorite animal



Let's learn 



✓ one lion




✓ two pandas



✓ three bears





✓ four monkeys



✓ five elephants




✓ ten animals

Let's talk 

7 Part B

Let's learn more



Let's guess




What is it?

It's a monkey.





Let's sing


One little, two little,
Three little monkeys.
Four little, five little,
Six little monkeys.
Seven little, eight little,
Nine little monkeys.
Ten little monkeys together.



Let's read 




1 2
3 4



Count and say

A: How many *girls*?


B: *Six. Six girls.*



Listen and write the numbers 📻



Read and number



1. Those are elephants.
2. These are tigers.
3. They are lions.
4. A: Are those monkeys?
B: Yes, they are.
5. A: Are they pandas?
B: No. They are bears.

Ask and answer

• What are these?



•• Are those *oranges*, too?

•• They are *oranges*.

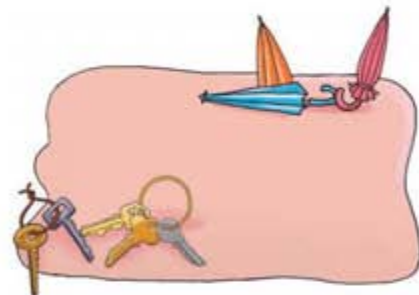


•• No, they aren't.
They are *pears*.

1



2



3



4



Part A



Ask and answer

A: How many crayons do you have?

B: I have ...




Think and tick


A: What color is your bag?

B: It's ...





Let's talk 



Part B

Let's learn more

"I have seven books."

"How many books do you have?"




"Oh. They are blue, green ..."

"What color are they?"



Let's play




Let's chant



It is yellow. It is brown.
 It is the big funny Brown.
 It is white. It is black.
 It is his big hat.
 It is red. It is blue.
 It is the bike under you.

Read a story



1	2
3	4



Find and circle

Y	E	L	L	O	W
G	C	B	N	P	B
R	O	L	I	I	L
E	L	U	C	N	A
E	O	E	E	K	C
N	R	E	D	N	K

Listen and tick or cross

1. My cat is 
2. The dog is 
3. Look! I have 
4. A: What color are these monkeys?
B: They are 
5. The rabbit is 

Try and say



Ask and answer

A: What color is / are the ...?

B: It's / They're ...



1 Listen and tick or cross



2 Tick and draw, then ask and answer

A: Do you have ...?

B: Yes, I do. / No, I don't.

1.



2.



I have a fish.

I have a dog.

I have two umbrellas.

I have three keys.

3.



4.




I have an orange.

I have a pear.

I have a bike.

I have a kite.

3 Count and write

1. five girls

2. _____

3. _____

4. _____

5. _____

6. _____

7. _____

8. _____

9. _____

4 Talk with your partner

A: Is it a ... / Are they ...?

B: Yes, it is. / Yes, they are.

A: What color is / are the ...?

B: It's / They are ...



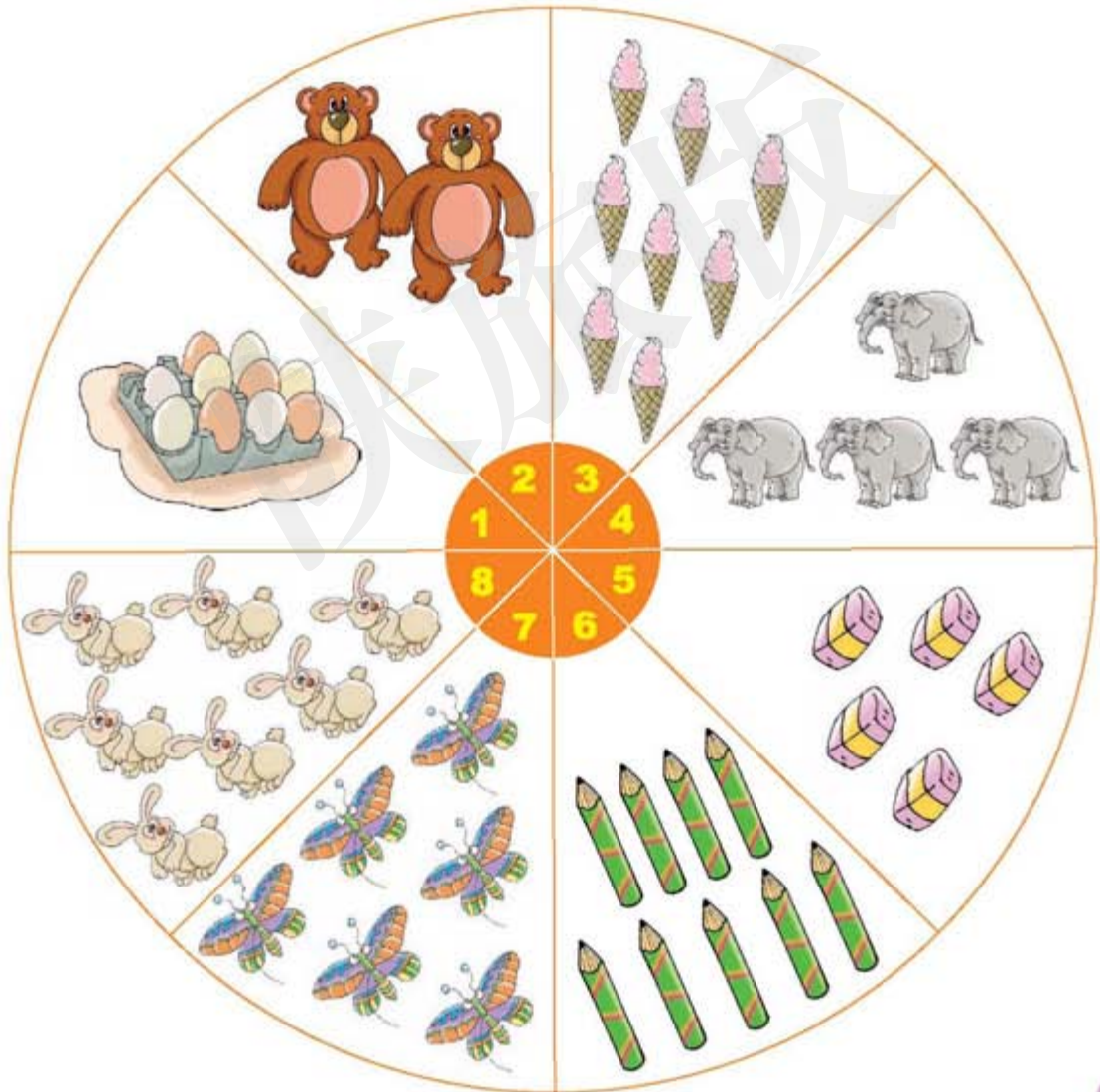
5 Play a game

• Three. What are those?

•• They are *ice-creams*.

•• How many?

•• *Eight ice-creams.*



6 Let's make



1. Draw.



2. Write.

Merry Christmas and happy New Year!

3. Send.



Thank you!

7 Let's sing



What Are These?

What are these?

Are they pencils?

Are they pencils?

No, they are not.

They are not pencils.

They are nice rulers.

They are nice rulers.



Words in Each Unit

单元词汇表

Unit 1

hello 你好

hi 嗨; 喂

goodbye 再见

Miss 小姐

bye-bye 再见

I'm = I am 我是

what's = what is ... 是什么

your 你的; 你们的

name 名字

my 我的

is 是

apple 苹果

boy 男孩

cat 猫

dog 狗

egg 鸡蛋

fish 鱼

girl 女孩

Unit 2

how 怎样; 多么

are 是

you 你; 你们

fine 健康的

thank 感谢; 谢谢

this 这; 这个

nice 好的

to 给; 对; 向; 到

meet 遇见; 结识

me (宾格形式) 我

too 也; 太

hair 头发

ice-cream 冰淇淋

juice 果汁

key 钥匙

lion 狮子

milk 牛奶

night 夜晚; 晚上

Unit 3

good 好的

morning 早晨; 上午

mom 妈妈

afternoon 下午

Mr. 先生

evening 傍晚; 晚上

dad 爸爸

orange 橙子; 橘子

pear 梨

question 问题

rabbit 兔子

sun 太阳

tiger 老虎

Unit 4

it's = it is 它是

a 一; 一个

no 不; 不是

it 它

isn't = is not 不是

look 看

that 那; 那个

yes 是; 是的

an 一; 一个

umbrella 雨伞

vegetable 蔬菜

water 水

box 盒子

yellow 黄色; 黄色的

zoo 动物园

Unit 5

I 我

have 有

bag 书包

eraser 橡皮

pencil 铅笔

pen 钢笔

crayon 蜡笔

ruler 直尺

book 书; 课本

do (助动词)

and 和

some 一些

don't = do not

..... (助动词的否定形式)

what 什么

Unit 6

at 在; 向

toy 玩具

plane 飞机

ship 船

kite 风筝

car 小汽车

ball 球

bike 自行车

they ... 她们; 他们; 它们

these 这些

those 那些

Unit 7

bear 熊

one 一

two 二

panda 熊猫

three 三

four 四

monkey 猴子

five 五

elephant 大象

ten 十

animal 动物

aren't = are not 不是

how many 多少

six 六

nine 九

brown 棕色; 棕色的

eight 八

seven 七

Unit 8

color 颜色

blue 蓝色; 蓝色的

green 绿色; 绿色的

red 红色; 红色的

orange 橙色;

橘色; 橙色的; 橘色的

black 黑色; 黑色的

white 白色; 白色的

Vocabulary

词汇表

A

a	一; 一个
afternoon	下午
an	一; 一个
and	和
animal	动物
apple	苹果
are	是
aren't = are not	不是
at	在; 向

B

bag	书包
ball	球

bear	熊
bike	自行车
black	黑色; 黑色的
blue	蓝色; 蓝色的
book	书; 课本
box	盒子
boy	男孩
brown	棕色; 棕色的
bye-bye	再见

C

car	小汽车
cat	猫
color	颜色

crayon 蜡笔

D

dad 爸爸

do (助动词)

dog 狗

don't = do not

..... (助动词的否定形式)

E

egg 鸡蛋

eight 八

elephant 大象

eraser 橡皮

evening 傍晚; 晚上

F

fine 健康的

fish 鱼

five 五

four 四

G

girl 女孩

good 好的

goodbye 再见

green 绿色; 绿色的

H

hair 头发

have 有

hello 你好

hi 嗨; 喂

how 怎样; 多么

how many 多少

I

I 我
I'm = I am 我是
ice-cream 冰淇淋
is 是
isn't = is not 不是
it 它
it's = it is 它是

J

juice 果汁

K

key 钥匙
kite 风筝

L

lion 狮子
look 看

M

me (宾格形式) 我
meet 遇见; 结识
milk 牛奶
Miss 小姐
mom 妈妈
monkey 猴子
morning 早晨; 上午
Mr. 先生
my 我的

N

name 名字
nice 好的
night 夜晚; 晚上
nine 九

no 不；不是

O

one 一

orange
橙子；橘子；橙色；橘
色；橙色的；橘色的

P

panda 熊猫

pear 梨

pen 钢笔

pencil 铅笔

plane 飞机

Q

question 问题

R

rabbit 兔子

red 红色；红色的

ruler 直尺

S

seven 七

ship 船

six 六

some 一些

sun 太阳

T

ten 十

thank 感谢；谢谢

that 那；那个

these 这些

they ... 她们；他们；它们

this 这；这个

those 那些

three 三

tiger 老虎

to 给; 对; 向; 到

too 也; 太

toy 玩具

two 二

U

umbrella 雨伞

V

vegetable 蔬菜

W

water 水

what 什么

what's = what is ... 是什么

white 白色; 白色的

Y

yellow 黄色; 黄色的

yes 是; 是的

you 你; 你们

your 你的; 你们的

Z

zoo 动物园