



义务教育教科书

# 英语

## ENGLISH

(三年级起点)

### 三年级 下册



陕西旅游出版社

义务教育教科书

英

语  
(三年级起点)

三年级  
下册

陕西  
旅游  
出版  
社



**Sisi**




**Alice**



**Su Nan**



**Kitty**



**Li Shan**



**Liu Zhaoyang**



**Qiqi**




**Wu Chen**



**Colin**



**Kevin**



**Miss White**




**Mr. Zhao**

# CONTENTS




**Unit 1 My Body ..... 1**



**Unit 2 My Family ..... 9**




**Unit 3 How Do You Come to School? .. 17**



**Unit 4 Whose Coat Is This? ..... 25**



**Revision 1 ..... 33**



**Unit 5 Do You Like Candies? ..... 37**



**Unit 6 Where Is My Eraser? ..... 45**

**Unit 7 There Is a TV in the Classroom.. 53**

**Unit 8 The Ruler Is Long ..... 61**


**Revision 2 ..... 69**

**Words in Each Unit ..... 73**


**Vocabulary ..... 78**

# Unit 1



## My Body




 **Draw yourself**



 **Color the toy**





 **Let's say** 

Look at the bear.



This is the head and  
this is the face.



It has a nose.



It has a mouth.



These are the eyes.



Those are the ears.



It is a nice bear.

# 1 part B

▶ **Let's learn more** 🎧

• Look at my toy. This is the body. And it has arms and hands.

•• Does it have legs?



•• Yes, it does. It has two legs and two feet.



## Listen and do

Touch your nose.



### Tips:

Touch your head.


Touch your face.

Touch your mouth.

Lift your foot.

Lift your hand.

## Play a game



 **Read a story** 



1



2



3

4



**Read and color**



It has brown hair.

It has a green face.

It has two blue eyes.

It has a black nose.

It has two orange ears.

It has a red mouth.

**Complete and match**

hair

h\_\_d

\_\_m

f\_\_ce

h\_nd

b\_dy

f\_\_t

l\_g



## Point and say

This is a / an ...

These are ...

It has ...



## Ask and answer

A: Does a panda have ...?

B: Yes. It has a ... / two ...

A: Does it have ...?

B: No, it doesn't.



# Unit 2

## My Family

### Part A



#### Think and tick


How many people are there in your family?




- ☐ One. ☐ Two. ☐ Three.  
☐ Four. ☐ Five.  
☐ Six. ☐ Seven. ☐ Eight.  
☐ Nine. ☐ Ten.

#### Look and think

Who are they?



## family



▶ **Let's talk** 🎧



## 2 Part B

▶ **Let's learn more** 🎧

*Alice:* Look at my family.

*Su Nan:* Who is he?

*Alice:* He is my father. This is my mother.

*Su Nan:* Who is the boy?

*Alice:* He is my brother.

*Su Nan:* Is this your grandma?

*Alice:* Yes, she is. And this is my grandpa.



## Point and say

This / That / He / She is ...

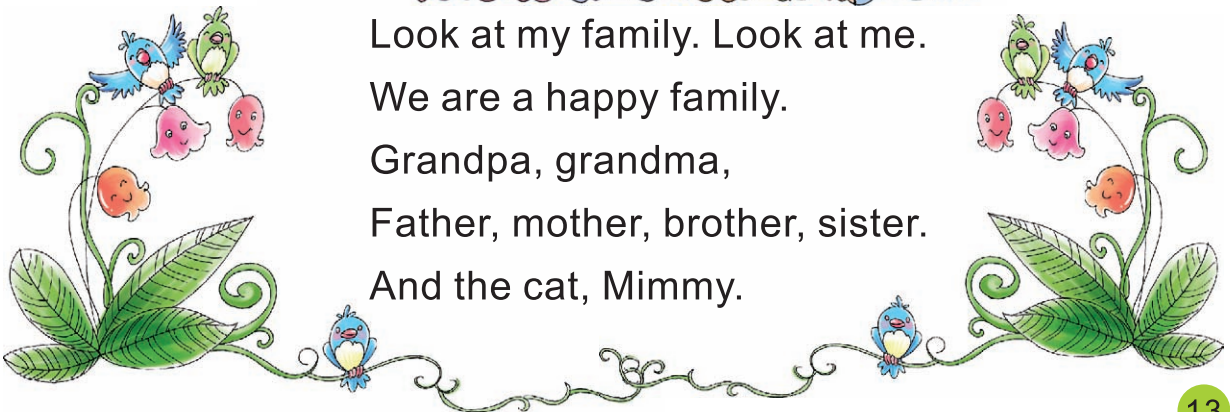


This is my grandpa.

## Let's chant



Look at my family. Look at me.  
We are a happy family.  
Grandpa, grandma,  
Father, mother, brother, sister.  
And the cat, Mimmy.



Read a story 🎧

1

“Don't cry! Follow me.”




2

“No, she isn't.”




3

“No, she isn't.”




4


“Yes, I am.”




## Listen and tick




☐ grandpa




☐ grandma




☐ father



☐ mother



☐ sister




☐ brother

## Read and guess

She is my mother's mother.  
Who is she?

He is my father's father.  
Who is he?



## Choose and fill in the blanks



is am are have has

Hi! I \_\_\_\_\_ Lily. These \_\_\_\_\_ my father and mother.  
Rose \_\_\_\_\_ my sister. She \_\_\_\_\_ a bike. My mom and  
dad \_\_\_\_\_ a car. It \_\_\_\_\_ nice. We \_\_\_\_\_ a happy  
family.



## Ask and answer









Sisi: Who is he / she, Kitty?

Kitty: He / She is ...

Sisi: Is he / she ...?

Kitty: Yes, he / she is. /

No, he / she isn't.

My family	My friends
   	   

# Unit 3

## How Do You Come to School?

### Part A

#### Look and think

How do you go to ...?



#### Look and tick

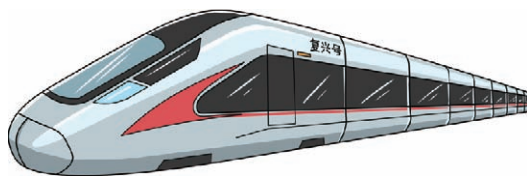
How do you come to school?



▶ Let's learn 🎧



bus



train



ship



taxi




school



home

Let's talk



# 3 part B

▶ Let's learn more 🎧



•• They go to the zoo by car.



## Listen and do



Go on foot.



Drive a car.



Ride a bike.



Take a bus.

## Do a survey

A: How do you go to school?

B: I go to school ...


Name	By bus	By car	By taxi	On foot
Alice	✓			

## How Do You Come to School?

How do you come to school,  
Come to school,  
Come to school in the morning?  
By bus,  
On foot,  
I come to school in the morning.



How do you go home,  
Go home,  
Go home in the afternoon?  
By bus,  
On foot,  
I go home in the afternoon.



## Listen and tick

								
1								
2								
3								
4								
5								

## Look and say

A: Taxi.

B: By taxi.

C: I go to school by taxi.



1



2




3



4



**Read and match**



Colin and Wu Chen  
go to the zoo by bus.



The girl and the boy go to  
school on foot.

Mom goes home by bike.

Miss White goes to Beijing  
by plane.



**Ask and answer**

How do they go to ...?



They go to ... by ...



Wu Chen and Mother / Hainan

my sister / school




my brother / Chengdu

Kitty and Father / Hong Kong

# Unit 4

## Whose Coat Is This?




### Look and tick

What do you wear?




### Color the clothes



▶ **Let's learn** 🎧



coat



trousers




cap



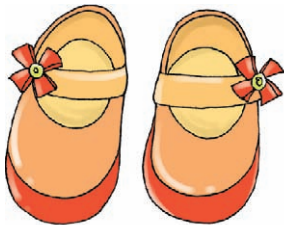
skirt



sweater



dress



shoes



socks

▶ Let's talk 🎧

• Whose coat is this? Liu Zhaoyang, is this your coat?



•• No, it isn't. My coat is red.

• Kevin, is this your coat?

•• Oh, yes. It's my coat. Thank you very much.




•• You're welcome.

Let's learn more 

• Whose umbrella is this?

• It's Miss White's umbrella.  
Her umbrella is green.



• They are Dad's trousers.  
His trousers are blue.

• Whose trousers are these?



## Let's play

• Whose pen is this?  
Alice, is this your pen?

•• Yes, it is. / No. It's ...'s pen.



## Look and say



This is Kitty's sweater. Her sweater is green.

 **Read a story** 

1



2




3




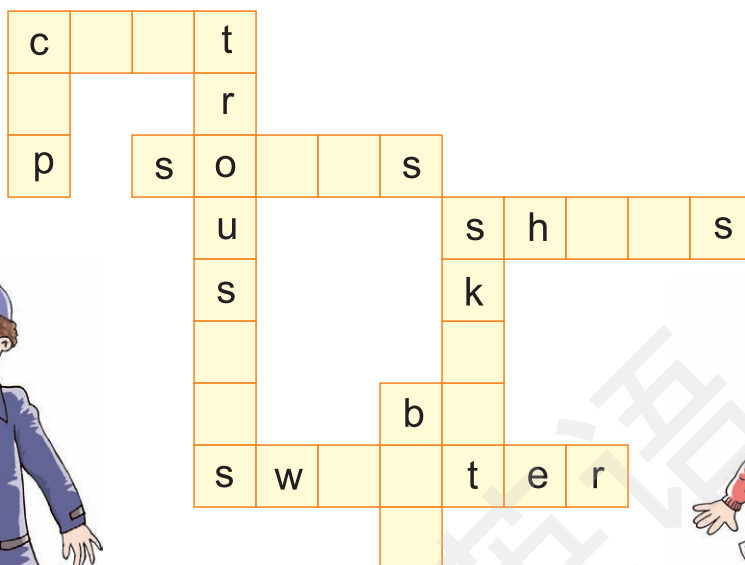
4



5



## Look and complete



## Listen and match



## Look, choose and write

1. I have a bike. \_\_\_\_\_ bike is blue.
2. You have a bike. \_\_\_\_\_ bike is yellow.
3. Grandma has a bag. \_\_\_\_\_ bag is red.
4. Grandpa has a dog. \_\_\_\_\_ dog is white.

my  
his  
her  
your




## Ask and answer

A: Whose ... is it / are these?

B: It is / They are ...

A: What color is it / are they?

B: It's / They're ... Look! His / Her ... is ...



# Units 1-4

## Revision 1


### 1 Circle the words and match



grandpa grandma father mother sister brother



### 2 Listen and color



### 3 Read and choose

☐ 1. Does Alice have dresses?

☐ 2. Who is he?

☐ 3. Do you go to school by car?

☐ 4. Whose bag is this?

☐ 5. What color are her trousers?

A. He is my father.

B. No, I don't.

C. It's my grandpa's bag.

D. They are brown.

E. Yes, she does. She has four.

### 4 Look and complete

1. A: How do you \_\_\_\_\_



B: \_\_\_\_\_



2. A: How does Alice \_\_\_\_\_



B: She goes \_\_\_\_\_



3. A: How does your mother \_\_\_\_\_



B: \_\_\_\_\_



4. A: How do they \_\_\_\_\_




B: They go \_\_\_\_\_



## 5 Let's make

1. Draw. 2. Color and cut out. 3. Talk about it.



That is the head.

These are the feet.

## 6 Let's sing


### Left and Right

I have two hands.  
I have two hands.  
One is left, one is right.  
Left and right.  
Right and left.  
Do you have hands?  
Yes, I do.

I have two ears.  
I have two ears.  
One is left, one is right.  
Left and right.  
Right and left.  
Do you have ears?  
Yes, I do.



## 7 Look and read



*Liu Zhaoyang:* Are they your grandpa and grandma?

*Su Nan:* Yes, they are. This is my mother and this is my father.

*Liu Zhaoyang:* Is this your brother?

*Su Nan:* No, it isn't.

*Liu Zhaoyang:* Is it your sister?

*Su Nan:* No, it isn't.

*Liu Zhaoyang:* Ah-ah ... I see. It's you!

*Su Nan:* Yes. It's me. Ha ha ...



### Yes or No?

(    ) 1. They are Su Nan's grandpa and grandma.

(    ) 2. Su Nan has a brother.

(    ) 3. That's Su Nan's sister.

(    ) 4. That's Su Nan.


# Unit 5

## Do You Like Candies?

### Part A

#### Look and match

What do they like?




#### Circle your likes







cake



candy




bread




cookie



tea



grapes



banana

▶ **Let's talk** 🎧

• Do you like candies?

•• Yes, I do.



• Does the monkey like bananas?

•• Yes, it does.




•• Does it like ice-creams?

•• No, it doesn't.

# 5 Part B



Let's learn more 



## ▶ Do a survey and draw 😊 or ☹️

A: Do you like ...?

B: Yes, I do. / No, I don't.

					
Lin Lin	😊	☹️	😊	😊	☹️

Then tell

... likes ... He / She doesn't like ...

## ▶ Let's chant 🎧

I like milk. I like milk.  
Do you like it, John?  
Oh, I don't know.  
Let me think. Let me think.  
Yes, I do. I like it, too!

I like bread. I like bread.  
Do you like it, John?  
Oh, I don't know.  
Let me think. Let me think.  
Yes, I do. I like it, too!



▶ Read a story 🎧

Wow, so many candies!  
I like candies very much.

1




They are so sweet! One, two,  
three ... I like them all.

2



3

• Oh, no! My teeth!



•• Ha, ha!

## Look and complete



c\_\_dy



c\_\_kie



t\_\_



c\_ke



br\_\_d



gr\_pes




b\_n\_n\_\_



\_pple



\_range



p\_\_\_\_

## Listen and match



## Read and choose for them

Li Shan's mother likes grapes, juice, cookies and vegetables.  
Her father likes bananas, tea, bread and fish.



K,

A.



B.



C.



D.



E.



F.



G.




H.



I.



J.



K.

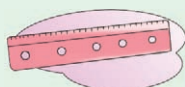


L.



## Ask and answer

What does Kitty / Colin like? Does she / he like ...?




# Unit 6

## Where Is My Eraser?

### Part A

#### Look and say





Can you find the ...?



cat  
dog  
ball  
bag  
book  
pencil  
bike

#### Look and think

Where is the cat?



Let's learn 




chair



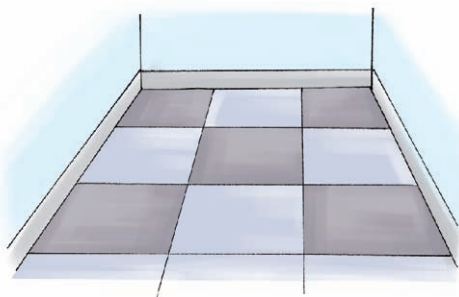
desk




window



door




floor



classroom

▶ **Let's talk** 🎧



# 6 Part B

## Let's learn more

• Mom, where are my shoes?



• Thank you, Mom.

• They are under the chair.

• Excuse me, Mom. Where are my trousers?




• Thanks.

• They're near the desk.

## Do and say

1. Put your pencil in your pencil box.



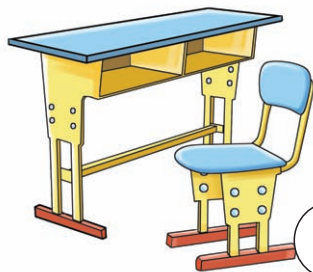
Look! It's in my pencil box.

2. Put your pen on your book.



Look! It's on my book.

3. Put the chair near the desk.



Look! It's near the desk.

## Look and choose

1. The cat is \_\_\_\_\_ the box.

2. The dog is \_\_\_\_\_ the floor.

3. The socks are \_\_\_\_\_  
the chair.

4. A: Where is the desk?

B: It's \_\_\_\_\_ the window.

5. A: Where are the balls?


B: They are \_\_\_\_\_ the desk.

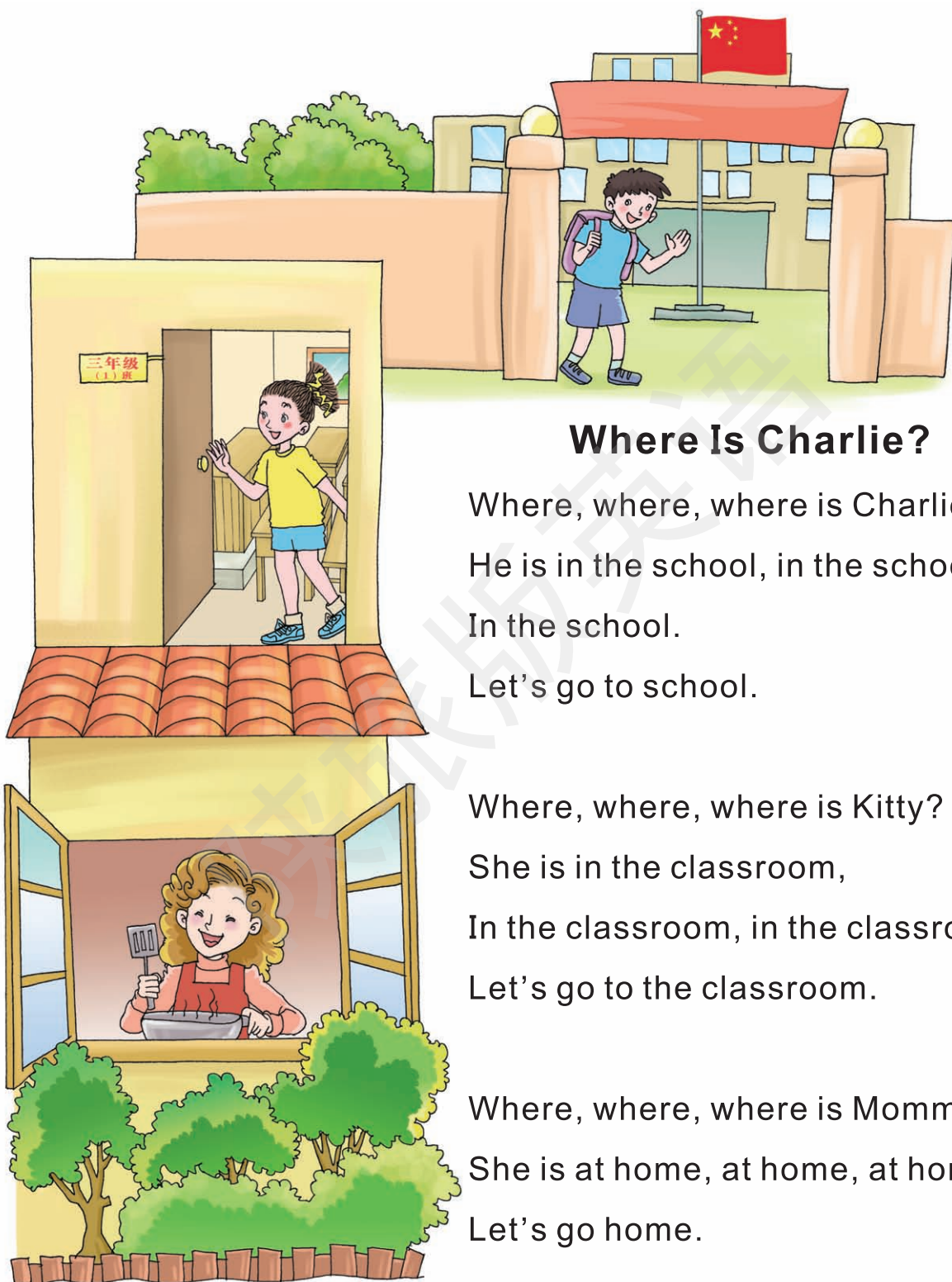
in

on

near

under





## Where Is Charlie?

Where, where, where is Charlie?

He is in the school, in the school,

In the school.

Let's go to school.

Where, where, where is Kitty?

She is in the classroom,

In the classroom, in the classroom.




Let's go to the classroom.

Where, where, where is Mommy?


She is at home, at home, at home.

Let's go home.

**Listen and put them in the right places**



**Look and write**



- |                        |                |
|------------------------|----------------|
| 1. two <u>doors</u>    | 2. three _____ |
| 3. four _____          | 4. five _____  |
| 5. ten _____ and _____ |                |

## Read and tick or cross



1.



The dog is near the window.



2. The cat is on the chair.




3.



The rabbits are under the box.



4. The elephants are in the zoo.




## Ask and answer

• Excuse me. Where is / are the ...?

• Thanks.

• It's / They're ...



# Unit 7


## There Is a TV in the Classroom

### part A

Look and count



Look and tick  
What's in your home?




▶ Let's learn 🎧



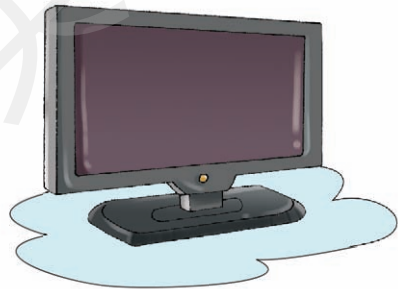
student




teacher



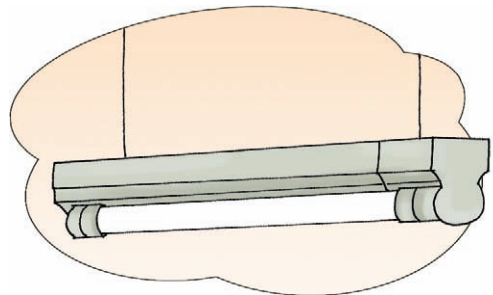
blackboard



TV



fan




light

▶ **Let's talk** 🎧

• What's in the classroom?

• There is a TV in the classroom.

• Yeah. It's there.



• There are two blackboards in the classroom, too.



# 7 Part B

## Let's learn more

• How many students are there in the classroom?





• How many teachers?



• There are twenty.



• There is one.




▶ **Let's count** 🎧



eleven



twelve



thirteen



fourteen




fifteen



sixteen



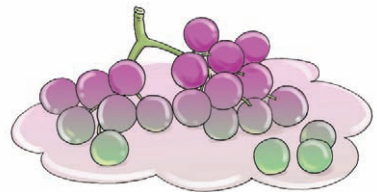
seventeen



eighteen



nineteen



twenty

## Count and say

How many ... are there?



## Ask and answer

*Alice:* What's in your desk?

*Colin:* There is a bag in it.

*Alice:* What's on your desk?

*Colin:* There are two books on it.

*Alice:* What's near the chair?

*Colin:* There is a ruler near the chair.

*Alice:* What's under the chair?

*Colin:* There is an eraser under it.



Listen and write



11



Let's do quickly

A: What is seven and eight?

B: Seven and eight is fifteen.

$$8 + 6 = ? \quad 12 + 4 = ?$$

$$10 + 8 = ? \quad 13 + 4 = ?$$

$$14 + 5 = ? \quad 11 + 9 = ?$$



## Look and answer

How many ... do you have?

①



We have sixteen pencils.

②



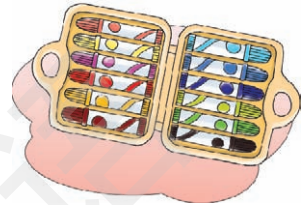
We have \_\_\_\_\_.

③



We have \_\_\_\_\_.

④



We have \_\_\_\_\_.

⑤



We have \_\_\_\_\_.


⑥



We have \_\_\_\_\_.

## Look and say

There is a car near the school.



# Unit 8

## The Ruler Is Long

### Part A

 **Draw an elephant**




 **Look and think**

What can you see?


1



2

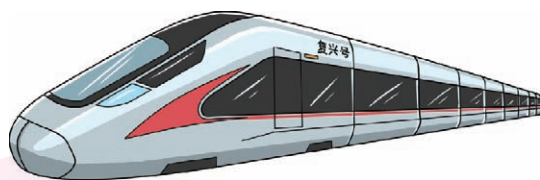


3



4





long



big



small



tall



short

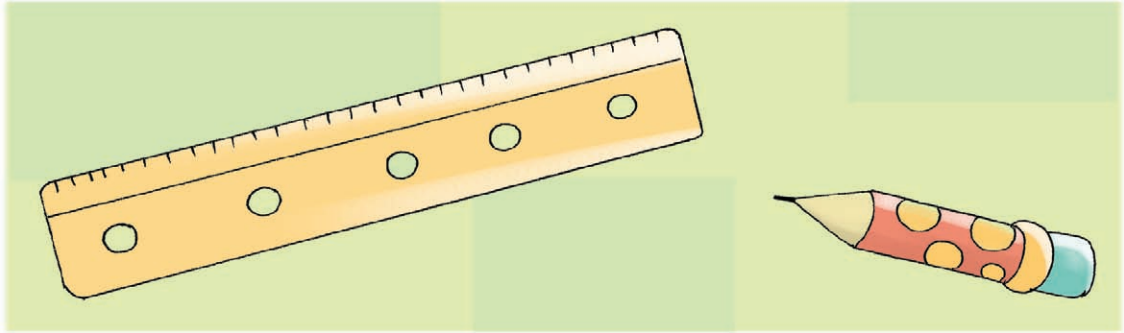


grass




tree


▶ **Let's say** 🎧



The ruler is long. The pencil is short.




The tree is tall. The grass is short.



The cars are big. The bikes are small.

# Part B

Let's learn more 



## Let's play

• She is tall. She has big eyes and a small nose. Her hair is long. Who is she?

❖ No. Kitty's hair is short.


❖ Is she Kitty?

❖ Is she Li Shan?

❖ Yes, she is.

## Read and tick or cross

1. Mr. Zhao is tall.  
Kevin is short.



2.




- Li Shan's hair is long.  
Liu Zhaoyang's hair is short.

3. Colin's socks are big.  
Kevin's shoes are small.



 **Read a story** 

• I'm tall. I'm great!



•• I'm short. I'm great!

Have the leaves, boy?



1	2
3	4


Have the nice grass, man?



We are good friends. We are great!




## Listen and write their names


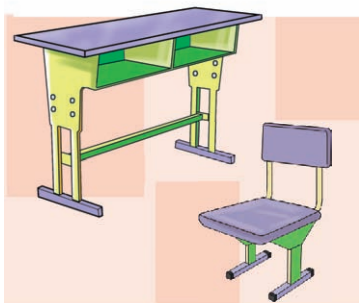


## Read and guess

1. It's very big. It has two big ears and a long nose. It doesn't have any hair. It likes grass.
2. It has two long ears and two red eyes. It is white. It likes grass.
3. It is small. It has two small ears and two small eyes. But its arms are long. It likes bananas.



## Look and write




a tall door

\_\_\_\_\_

\_\_\_\_\_

## Draw your mother or father and say

This is my mother / father. She / He is ...  
She / He has ... Her / His hair is ...



### 1 Listen and write Yes or No

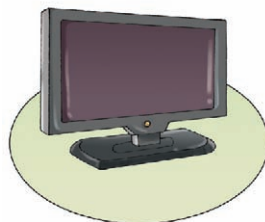
1.




2.




3.



4.



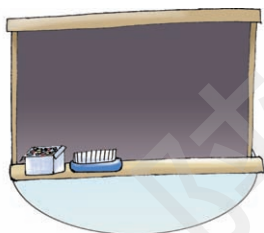
5.



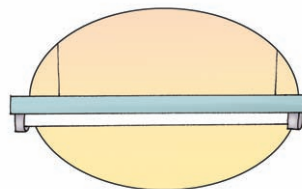
6.



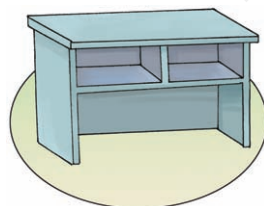
### 2 Complete and match



d\_sk



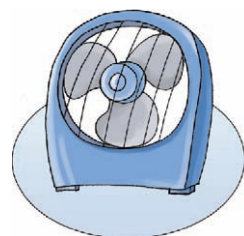
ch\_ \_ \_



bl\_ckboard




cl\_ \_ \_ room




f\_n

l\_ \_ \_ t



### 3 *Let's make and tell*

What do you like?  
What does your father like?



I like ...

My father likes ...

### 4 *Read and color*

My brother is a student.  
This is his blue coat.  
He has a yellow sweater and  
black trousers.  
His shoes are green.  
His bag is orange and his cap  
is red.



## 5 Look and fill in the blanks



My book is \_\_\_\_\_ the bag.

The bag is \_\_\_\_\_ the desk.

A: Where is the desk?

B: It's \_\_\_\_\_ the door.

The ball is \_\_\_\_\_ the dog.


The dog is \_\_\_\_\_ the tree.

A: Where is the tree?

B: It's \_\_\_\_\_ my home.



## 6 Funny reading



She is a fish.  
She likes water.



It's a cat.  
It likes fish.



It's a mouse.  
It doesn't like the cat.



She is a girl.  
She doesn't like the mouse.

## 7 Ask and answer

A: How many ... are there?

B: There is / are ...

A: What color is / are ...?

B: It's / They're ...


1



2



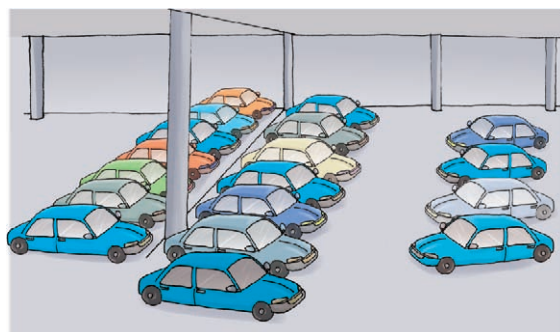
3



4



5



6



# Words in Each Unit

## 单元词汇表

### Unit 1

body ..... 身体

head ..... 头

eye ..... 眼睛

nose ..... 鼻子

mouth ..... 嘴

face ..... 脸

ear ..... 耳朵

the ..... (指已提到或易领会到的人或事物)

has ..... (have

的第三人称单数形式) 有

arm ..... 胳膊; 手臂

hand ..... 手

does .....  
(do的第三人称单数形式)

leg ..... 腿

feet .....  
..... (foot 的复数形式) 脚

doesn't ..... (do的  
第三人称单数否定形式)

### Unit 2

family ... 家; 家庭; 家人

brother ..... 哥哥；弟弟

sister ..... 姐姐；妹妹

grandma ..... 奶奶；外婆

grandpa ..... 爷爷；外公

father ..... 父亲

mother ..... 母亲

who ..... 谁

he ..... 他

she ..... 她

## Unit 3

come ..... 来

school ..... 学校

bus ..... 公共汽车

train ..... 火车

ship ..... 船；舰

taxi ..... 出租车

home ..... 家；在家

by ..... 乘；骑

..... (表交通方式)

about ..... 关于；涉及

what about ..... 怎么样

on foot ..... 步行

go ..... 去

## Unit 4

whose ..... 谁的

coat ..... 大衣

dress ..... 连衣裙

trousers ..... 裤子

skirt ..... 裙子; 短裙

cap ..... 帽子

sweater ..... 毛衣

shoe ..... 鞋子

sock ..... 袜子; 短袜

very much ..... 很; 非常

You're welcome. ....

..... 不客气。

her ..... 她; 她的

his ..... 他的

## Unit 5

like ..... 喜爱; 喜欢

candy ..... 糖果

cake ..... 蛋糕

bread ..... 面包

cookie ..... 饼干; 点心

tea ..... 茶

grape ..... 葡萄

banana ..... 香蕉

## Unit 6

where ..... 哪儿；哪里

chair ..... 椅子

desk ..... 课桌；桌子

window ..... 窗户

door ..... 门

floor ..... 地板

classroom ..... 教室

excuse me ..... 打扰一下

there ..... 那里

on ..... 在……上面

in ..... 在……里面

thanks ..... 谢谢

under ..... 在……下面

near ..... 在……附近

## Unit 7

there ..... (表示存在或发生)

TV ..... 电视

student ..... 学生

teacher ..... 老师

blackboard ..... 黑板

fan ..... 吊扇；风扇

light ..... 灯；电灯

twenty ..... 二十

eleven ..... 十一

twelve ..... 十二

thirteen ..... 十三

fourteen ..... 十四

fifteen ..... 十五

sixteen ..... 十六

seventeen ..... 十七

eighteen ..... 十八

nineteen ..... 十九

small ..... 小的

tall ..... 高的

short ..... 短的；矮的

grass ..... 草

tree ..... 树

but ..... 但是

its ..... 它的

## Unit 8

long ..... 长的

big ..... 大的

# Vocabulary

## 词汇表

### A

about ..... 关于；涉及

arm ..... 胳膊；手臂

### B

banana ..... 香蕉

big ..... 大的

blackboard ..... 黑板

body ..... 身体

bread ..... 面包

brother ..... 哥哥；弟弟

bus ..... 公共汽车

but ..... 但是

by .....

..... (表交通方式) 乘；骑

### C

cake ..... 蛋糕

candy ..... 糖果

cap ..... 帽子

chair ..... 椅子

classroom ..... 教室

coat ..... 大衣

come ..... 来

cookie ..... 饼干；点心

## D

desk ..... 课桌; 桌子

does .....

(do的第三人称单数形式)

doesn't ..... (do的

第三人称单数否定形式)

door ..... 门

dress ..... 连衣裙

## E

ear ..... 耳朵

eighteen ..... 十八

eleven ..... 十一

excuse me ..... 打扰一下

eye ..... 眼睛

## F

face ..... 脸

family .... 家; 家庭; 家人

fan ..... 吊扇; 风扇

father ..... 父亲

feet .....

..... (foot 的复数形式) 脚

fifteen ..... 十五

floor ..... 地板

fourteen ..... 十四

## G

go ..... 去

grandma ..... 奶奶; 外婆

grandpa ..... 爷爷; 外公

grape ..... 葡萄

grass ..... 草

## H

hand ..... 手

has ..... (have

的第三人称单数形式) 有

he ..... 他

head ..... 头

her ..... 她; 她的

his ..... 他的

home ..... 家; 在家

## I

in ..... 在……里面

its ..... 它的

## L

leg ..... 腿

light ..... 灯; 电灯

like ..... 喜爱; 喜欢

long ..... 长的

## M

mother ..... 母亲

mouth ..... 嘴

## N

near ..... 在……附近

nineteen ..... 十九

nose ..... 鼻子

## O

on ..... 在……上面

on foot ..... 步行

## S

school ..... 学校

seventeen ..... 十七

she ..... 她

ship ..... 船；舰

shoe ..... 鞋子

short ..... 短的；矮的

sister ..... 姐姐；妹妹

sixteen ..... 十六

skirt ..... 裙子；短裙

small ..... 小的

sock ..... 袜子；短袜

student ..... 学生

sweater ..... 毛衣

## T

tall ..... 高的

taxi ..... 出租车

tea ..... 茶

teacher ..... 老师

thanks ..... 谢谢

the ..... (指已提

到或易领会到的人或事物)

there ..... 那里；(表示存在或发生)

thirteen ..... 十三

train ..... 火车

tree ..... 树

trousers ..... 裤子

TV ..... 电视

twelve ..... 十二

twenty ..... 二十

## U

under ..... 在……下面

## V

very much ..... 很；非常

## W

what about ..... 怎么样

where ..... 哪儿；哪里

who ..... 谁

whose ..... 谁的

window ..... 窗户

## Y

You're welcome. ....

..... 不客气。